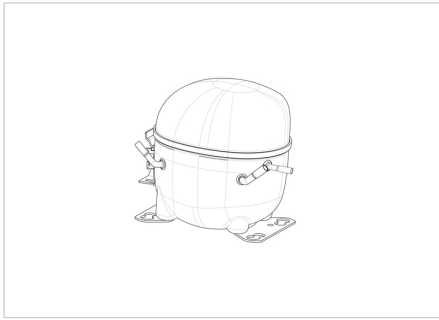


MODEL


NEK2134GK

embraco




APPROVALS



 **ENGINEERING CODE**
958AA51

 **APPROVED REFRIGERANT**
R-404A

 **POWER SUPPLY**
220-240 V 50 Hz

 **STANDARD CONDITIONS**
ASHRAE

 **APPLICATION**
LBP

 **COOLING CAPACITY**
467 W

 **EFFICIENCY**
1.31 W/W

 **MOTOR TYPE**
CSIR

 **STARTING TORQUE**
HST

DATA

General Data

Type	Hermetic reciprocating
Technology Type	On-Off
Displacement	8.77 cm ³
Compressor Cooling	Fan
Fan Air Flow	520 m ³ /h
Expansion Device	Capillary Tube or Expansion Valve
Horse Power	1/2 hp
Max Condensing Pressure Operating	24.71 bar
Max Condensing Pressure Peak	27.71 bar
Power Supply	220-240 V 50 Hz
Evaporating Temperature Range	-40 °C to -10 °C

Electrical Data

Motor type	CSIR
Starting Torque	HST
Start Winding Resistance	34.8 Ω at 25° C
Run Winding Resistance	5.26 Ω at 25° C

Mechanical Data

Maximum Recommended Refrigerant Charge	350 g
Oil Charge	350 ml
Oil Type Configuration	Polyolester
Oil Type Viscosity	ISO22
Pressurization	Dry air charge
Weight	10.7 Kg
Free Internal Volume	2.1 L

External Characteristics

Base Plate	European	
Tray Holder	No	
Height	200 mm	
Connector	Internal Diameter	Shape
Suction	8.1 mm	Slanted 42°
Discharge	6.1 mm	Straight
Process	6.1 mm	Slanted 42°

PERFORMANCE

Rated Points

Condensing Temperature	Evaporating Temperature	Cooling Capacity	Power Consumption	Current	Gas Flow Rate	Efficiency
54.40°C	-23.30°C	467 W	357 W	2.34 A	10.81 kg/h	1.31 W/W

Test Condition: ASHRAE, Fan, Return Gas 32.2°C, Evaporation -23.30°C, Condensing 54.40°C, Ambient 32.2°C, Liquid 32.2°C. Data in accordance to ASHRAE guideline polynomial curve.

Performance Curve Data

Condensing Temperature 35°C

Evaporating Temperature °C	Cooling Capacity W	Power W	Current A	Gas Flow Rate kg/h	Efficiency W/W
-40	225	224	1.97	5.16	1
-35	293	255	2.02	6.73	1.15
-30	380	285	2.1	8.77	1.33
-25	487	316	2.19	11.29	1.54
-20	613	346	2.29	14.29	1.77
-15	760	376	2.41	17.81	2.02
-10	926	406	2.53	21.85	2.28

Test Condition: ASHRAE, Fan, LBP. Data in accordance to ASHRAE guideline polynomial curve.

Condensing Temperature 45°C

Evaporating Temperature °C	Cooling Capacity W	Power W	Current A	Gas Flow Rate kg/h	Efficiency W/W
-35	269	257	2.02	6.19	1.05
-30	353	293	2.12	8.15	1.21
-25	457	329	2.24	10.58	1.39
-20	579	367	2.37	13.47	1.58
-15	719	405	2.51	16.85	1.78
-10	879	444	2.67	20.72	1.98

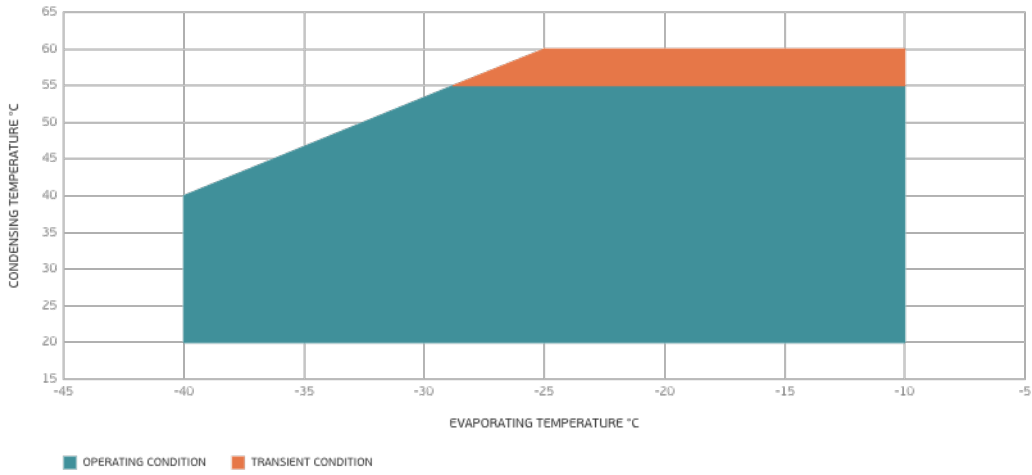
Test Condition: ASHRAE, Fan, LBP. Data in accordance to ASHRAE guideline polynomial curve.

Condensing Temperature 55°C

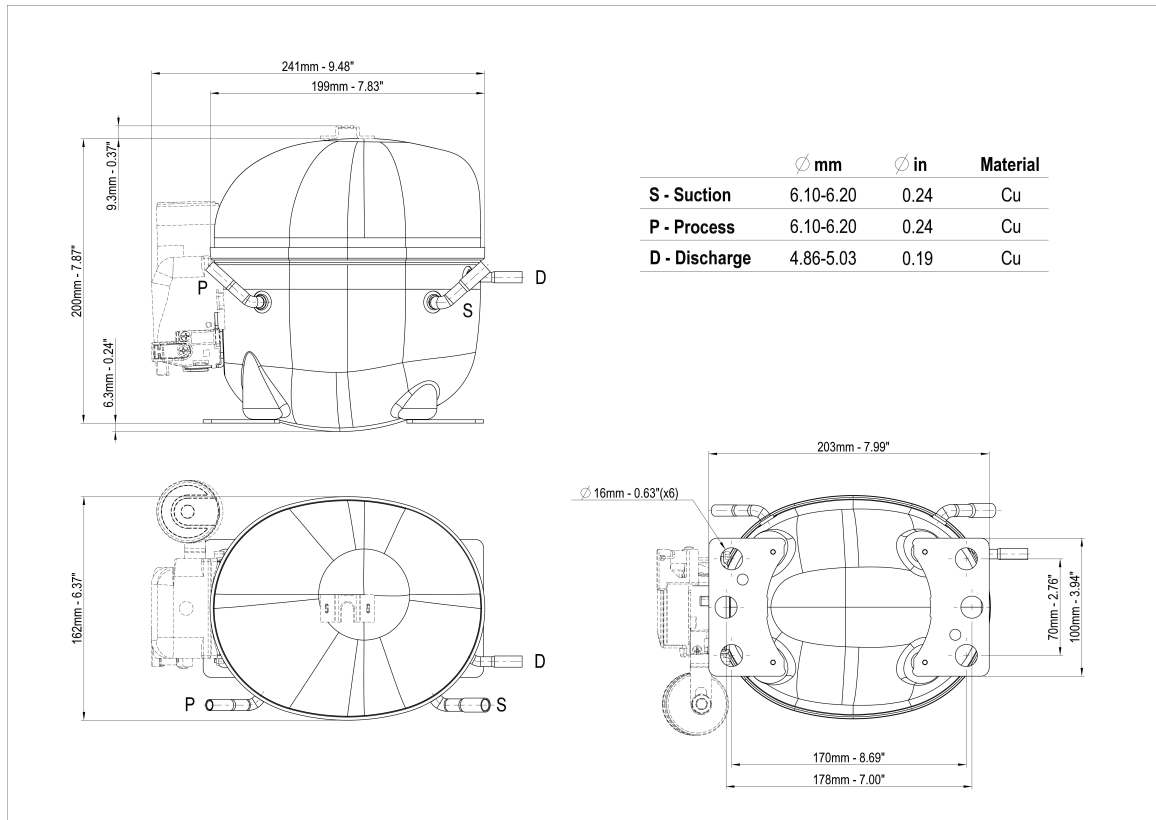
Evaporating Temperature °C	Cooling Capacity W	Power W	Current A	Gas Flow Rate kg/h	Efficiency W/W
-30	327	300	2.14	7.54	1.09
-25	427	343	2.29	9.87	1.24
-20	544	388	2.45	12.65	1.4
-15	680	434	2.62	15.89	1.57
-10	833	482	2.8	19.60	1.73

Test Condition: ASHRAE, Fan, LBP. Data in accordance to ASHRAE guideline polynomial curve.

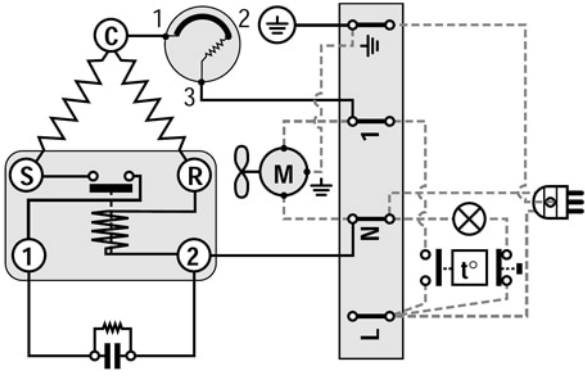
Operating Envelope



External Dimensions



Wiring Diagram



Assembly Instructions

