

Technical data sheet

VerteX®

Neutral pH 7 cleaner for Condensers and Evaporators



Special Features


- Neutral pH7 adaptive cleaner which quickly removes grease, fat, rust and scale

VerteX® is a full spectrum cleaner- its unique formulation allows it to change its own pH balance to either Acid or Alkali to better combat the soils it comes into contact with. This adaptive dimension makes it perfect for use in almost any maintenance scenario, both indoors or outdoors. Making fast work of dirt on coils, VerteX® quickly penetrates through rust, scale, grease and organic debris - loosening the deposits - allowing them to be easily rinsed clean. VerteX® will not damage or etch the coil surface, making it the ideal product for coated light and modern alloyed coils. No harmful by-products are produced as a result of using VerteX® and its ability to neutralise all unpleasant coil odour from evaporators means it can be used within normal business hours.

PRODUCT SPECIFICATION

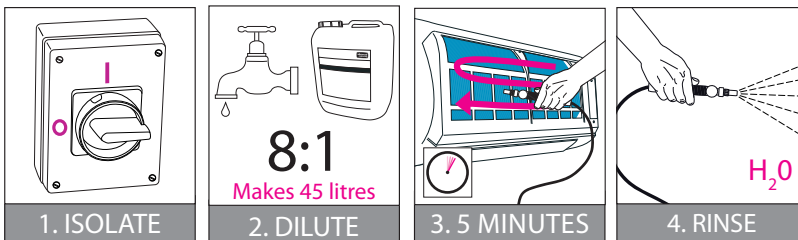
Name	VerteX®
Product Code	S010389GB
Packing Quantity	4 x 5l Litre
Packing Size (L x H x D cm)	40 x 30 x 27
Shipping Weight (kg)	22.60
Shipping Volume (m ³)	0.0324
Soils	grease, fat, rust and scale

Directions of use




Evaporator coils

Dilution: 8 parts water. Start cleaning at top of coil and work methodically across and down.



Split style units

Turn off unit and isolate electrics. Apply diluted VerteX® with a low pressure sprayer set on a coarse spray pattern. Soak the coil. Allow product to work for five minutes. No rinsing required - cooling process should naturally rinse coil. However, heat pump systems should be rinsed. Turn unit on.



**VerteX®
 Danger**

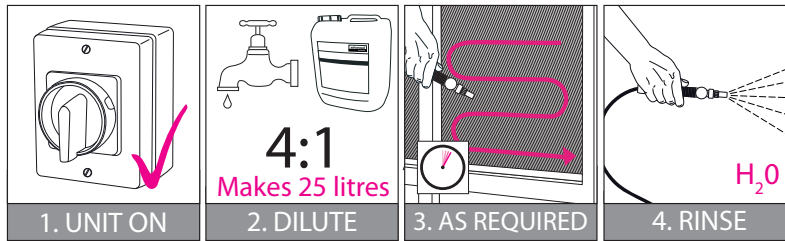
H318: Causes serious eye damage. P262: Do not get in eyes, on skin, or on clothing. P264: Wash hands thoroughly after handling. P280: Wear eye protection. P303+361+353: IF ON SKIN (or hair): Take off immediately all contaminated clothing. Rinse skin with water. P305+351+338: IF IN EYES: Rinse cautiously with water for several minutes. Remove contact lenses, if present and easy to do. Continue rinsing. P337+313: If eye irritation persists: Get medical advice.

Technical data sheet

Advanced Engineering Ltd
Guardian House, Stroudley Road
Basingstoke, Hampshire, RG24 8NL, UK
Tel +44(0)1256 460300
www.advancedengineering.co.uk

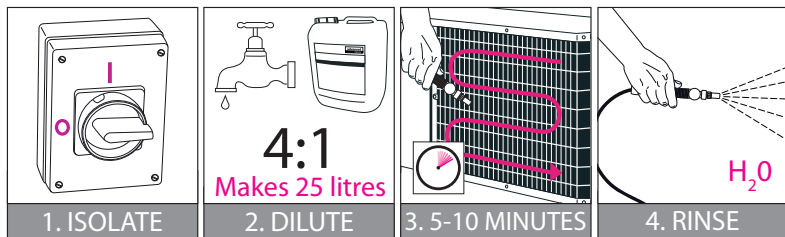
**advanced
engineering**

Continued:



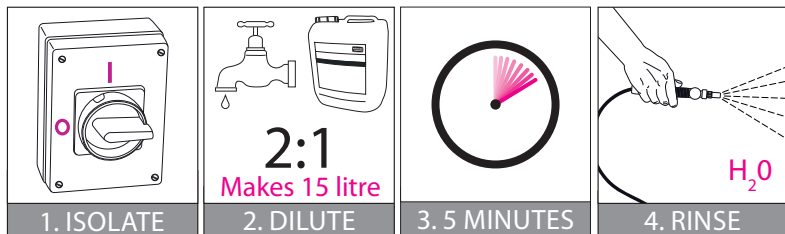
Large air handling units

If possible, leave air flow on – allowing suction to ensure complete coil penetration. If not possible, turn air flow on immediately after application. Apply diluted VerteX® with a low pressure sprayer set on a coarse spray pattern. Saturate coil to run-off point. Rinse thoroughly with clean water.



Air-cooled condensers

Dilution: 4 parts water. Apply diluted VerteX® with a low pressure sprayer set on a coarse spray pattern. Allow product to work for 5-10 minutes. Rinse away dirt and contamination with clean water. Rinse water is not hazardous and will not harm any surrounding materials or equipment. Start cleaning at top of coil and work methodically down and across. Cleaning is more effective if condenser is still warm.



Air filters

VerteX® can also be used to clean electronic air filters. Turn unit and fans off. Dilute with 2 parts water, spray liberally and allow to penetrate for 5 minutes. Rinse thoroughly with clean water.