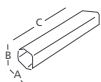


ACCESSORIES

EN

inoac trunking

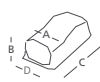
CD-60 CD-100
B6200 B6196
CD-75 CD-140
B6201 B6199



STRAIGHT DUCT

Code	A	Size (mm) B	C	Qty boxed
CD-60	57.5	58	2000	5
CD-75	74	62	2000	5
CD-100	99	68	2000	5
CD-140	138	78	2000	5

NW-60 NW-100
B6252 B6248
NW-75 NW-140
B6253 B6251



OUTLET COVER

Code	A	B	Size (mm) C	D	E	Qty boxed
NW-60	65.5	65	200	77	81	5
NW-75	82	69	210	94	83	5
NW-100	107	75	231	119	96	5
NW-140	146	85	286	158	105	5

NK-60 NK-100
B6223 B6221
NK-75
B6224



WALL CAP

Code	A	B	Size (mm) C	D	Qty boxed
NK-60	110	110	16	40	5
NK-75	126	114	16	40	5
NK-100	175	145	16	40	5

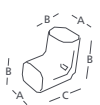
NZ-60 NZ-75
B6261 B6262



UNIVERSAL ELBOW (VERTICAL)

Code	A	Size (mm) B	C	Qty boxed
NZ-60	65.5	65	117.5	5
NZ-75	86	69	122.5	5

NC-60 NC-100
B6209 B6206
NC-75 NC-140
B6210 B6208



ELBOW (VERTICAL)

Code	A	Size (mm) B	C	Qty boxed
NC-60	65.5	65	120	5
NC-75	82	69	124	5
NC-100	107	75	135	5
NC-140	146	85	149	5

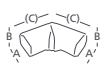
NU-60 NU-100
B6245 B6244
NU-75
B6246



45° ELBOW (VERTICAL)

Code	A	Size (mm) B	C	Qty boxed
NU-60	65.5	65	67	5
NU-75	82	69	72	5
NU-100	107	75	83	5

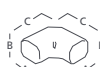
NX-60 NX-100
B6258 B6255
NX-75 NX-140
B6259 B6257



UNIVERSAL ELBOW (HORIZONTAL)

Code	A	Size (mm) B	C	Qty boxed
NX-60	65.5	65	136.8	5
NX-75	82	69	153	5
NX-100	107	75	193.5	5
NX-140	146	85	248	5

NE-60 NE-100
B6214 B6211
NE-75 NE-140
B6215 B6213



ELBOW (HORIZONTAL)

Code	A	Size (mm) B	C	Qty boxed
NE-60	65.5	65	119.5	5
NE-75	82	69	141	5
NE-100	107	75	161	5
NE-140	146	85	200	5

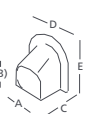
NM-60 NM-100
B6226 B6225
NM-75
B6227



45° ELBOW (HORIZONTAL)

Code	A	Size (mm) B	C	Qty boxed
NM-60	65.5	65	68	5
NM-75	82	69	74	5
NM-100	107	75	84	5

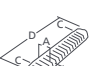
NA-60 NA-100
B6205 B6203
NA-75
B6195



CORNER CAP

Code	A	B	Size (mm) C	D	E	Qty boxed
NA-60	67	65	66	105	110	5
NA-75	74	70	66	124	125	5
NA-100	109	76	66	149	140	5

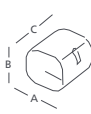
NF-60 NF-100
B6219 B6216
NF-75 NF-140
B6220 B6218



FLEXIBLE JOINT

Code	A	B	Size (mm) C	D	Qty boxed
NF-60	59.5	60	60	550	5
NF-75	76	64	60	550	5
NF-100	101	70	75	800	5
NF-140	140	80	80	1000	5

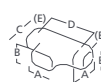
NS-60 NS-100
B6237 B6233
NS-75 NS-140
B6238 B6236



SOCKET

Code	A	Size (mm) B	C	Qty boxed
NS-60	65.5	65	80	5
NS-75	82	69	80	5
NS-100	107	75	80	5
NS-140	146	85	80	5

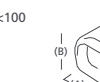
NT-75 NT-140
B6243 B6706
NT-100
B6240



T-JOINT

Code	A	B	Size (mm) C	D	E	Qty boxed
NT-75	80	70	120	160	25	1
NT-100	107	75	161	215	35	1
NT-140	146	85	200	254	35	1

NJ-60<75 NJ-75<100
B6707 B6708



REDUCER

Code	A	B	Size (mm) C	D	E	Qty boxed
NJ-60<75	69.5	68	80	82	69	5
NJ-75<100	86	72	80	107	75	5

NR-60 NR-100
B6230 B6228
NR-75
B6232



END SOCKET

Code	A	B	Size (mm) C	D	E	Qty boxed
NR-60	53	30	99	65.5	65	5
NR-75	53	30	99	82	69	5
NR-100	53	30	115	107	75	5

Also available: NV-L 360mm SADDLE BAND: B6247, NCX-75 VERTICAL / HORIZONTAL ELBOW B9143

For further details please refer to our website aspenspumps.com/xtra

Information correct at time of going to press.