

INSTANT
PLUG AND PLAY 'FRIDGE
EMERGENCY
COOLING



PLEASE DON'T PUT ANYTHING IN MY ROOM

- 1 Aim my fan down the length of the room
- 2 Using Hozelock fittings connect water to my inlet
- 3 Place the tray under my drain and turn on the tap
- 4 Plug me into a mains socket & turn on the power
- 5 Tell me what temperature this room is at
- 6 Slowly feed me with water until the light comes on
- 7 When the light comes on, leave me alone
- 8 I'm now working perfectly, leave me alone





NOW AVAILABLE FROM STOCK POINTS ACROSS UK & IRELAND TO RENT



24/7 DW branches only





HANDMADE IN YORKSHIRE, GREAT BRITIAN

SETTING THE SCENE

No business plans for a 'fridge malfunction and, when it happens, it can be costly, especially if you have to wait for replacement parts. Product may need to be moved to an alternative location, or you may need to hire a temporary cold store, both of which can result in costly stock losses and often needing extra staff. Breakdowns never happen at the most convenient time either, such as in the middle of the summer, during an event, or bank holiday weekend.

What if we told you the stock could stay in the room and you could retain the optimum temperature in the room until the chiller/cellar/freezer can be fixed.

With Quickfridge you can continue trade whilst the repairs take place at a more convenient time. Quickfridge is dispatched 24/7* from 47 stock points across the UK and Ireland, once delivered the unique design makes it easy to locate and set up, giving you instant 'fridge.

*24/7 Available from DW branches only

These new plug-in
INSTANT
systems provide a
temporary solution

Buy yourself some
time by installing a
Quickfridge



DID YOU KNOW?

- 1 Quickfridge is suitable for beer cellars, chiller rooms and freezer rooms. These instant fridge systems are rented by the week at a cost that is significantly cheaper than renting a portable cold store.
- 2 Quickfridge has an operating range that allows it to be used in rooms from 5m³. These compact units can keep a 70m³ beer cellar and 50m³ chiller room at temperature, even a freezer room up to 20m³ can be maintained.
- 3 The Quickfridge refrigeration system has been pre-commissioned & tested prior to installation, ready to provide instant 'fridge!

PLUG AND PLAY 'FRIDGE

INSTANT BEER CELLAR

Up to 70m³

TEMPERATURE +10°C

FUNDAMENTALS

- ✔ No engineer required
- ✔ No extra space needed
- ✔ Reduced chance of stock losses
- ✔ No need for a temporary cold room
- ✔ Reduced out of hours call outs
- ✔ Removes health and safety risks
- ✔ Installation takes up to 20 minutes to setup


✔ **20 MINUTES**
Room temperature to *fridge*

“ RENT ME, YOU WON'T REGRET IT! ”

NEVER LOSE STOCK AGAIN

Quickfridge can refrigerate a beer cellar, chill room or freezer room within about

20 MINUTES



INSTANT EMERGENCY COOLING

PLUG AND PLAY 'FRIDGE

IT TAKES



MINUTES TO SET UP

COLD ROOM

Extra step...

“ Press & hold SET - Deg c symbol flashes - + to temp required. Press SET to save setting. Next, press and hold AUX button - light symbol will appear - freezer mode. ”

SET UP

Instructions to set up the system are printed on the unit itself making the set up process really simple. It takes up to 20 minutes, all you need is a plug socket for power and a nearby tap to provide a constant flow of tap water.

Electrical cable supplied with standard 3 pin plug.

- ① Aim my fan down the length of the room.
- ② Using Hozelock fittings connect water to INLET and OUTLET to a drain.
- ③ Place the tray under my drain found below the fan.
- ④ Plug me into a mains socket & turn me on.
- ⑤ Press & hold SET - Deg c symbol flashes - **↑** + **↓** to temp required. Press SET to save setting.
- ⑥ Slowly feed me with water until my green light comes on.
- ⑦ When the light comes on, leave the tap in that position, don't open it or close it.
- ⑧ I'm now working perfectly, leave me alone.





Easier to move with stair climber wheels



Removable drip tray



Enhanced evaporator fan design for maximised cooling capacity

Easier to position with the extendable handle

“ I BREATHE IN THROUGH THIS GRILLE, PLEASE DON'T BLOCK IT ”

KEY FEATURES:

Quickfridge was designed with small tight spaces in mind. These compact units have galvanised, robust frames and panelling to protect against damage.

Please note: Measurements take into account all extruding components.

INSTANT COLD ROOM



ARCTIC BREEZE BLUE graphics are used on COLD ROOM units for quick identification.

SPECIFICATION



OPERATING RANGE

Application	MT	LT
MAX. room size	50m ³	20m ³
MIN. room size	5m ³	5m ³
Temperature	+2°C	-20°C

TECHNICAL DATA

Model:	COLD ROOM - MLT
Power Supply:	230V / 1ph
Run Current:	7.1A
Capacity:	1.5 - 2.5kW
Fan Speed:	1380 RPM
Weight:	75.5kg
Refrigerant:	R448A

INSTANT CELLAR



GLACIER WHITE graphics are used on CELLAR units for quick identification.

SPECIFICATION



OPERATING RANGE

Application	HT
MAX. room size	70m³
MIN. room size	5m³
Temperature	+10°C

TECHNICAL DATA

Model:	CELLAR - HT
Power Supply:	230V / 1ph
Run Current:	7.1A
Capacity:	4.7kW
Fan Speed:	1380 RPM
Weight:	75.5kg
Refrigerant:	R449A

INSTALLATION KITS

Each Quickfridge comes with an install kit supplied in a removable tray located beneath the Quickfridge. These items need to be returned.

An optional extra installation kit is also available on request. This pack provides additional connectors for a variety of taps.

Standard installation kit includes:

- ✓ 10mtrs of electrical cable
- ✓ 15amp plug
- ✓ 2 x 15mtrs of water hose
- ✓ Tap connector

Connect to chilled water loop or mains water for condensing. Simple connections on site. Water flow metered to minimise use.

“ ONCE SETUP PLEASE DO NOT FIDDLE WITH MY VALVES ”



A water supply should be located within 15mtrs of the Quickfridge and a drain or sink ideally situated within 15mtrs.



CORRECT UNIT POSITION

The recommended position for Quickfridge is ideally leaving 1 meter clear behind and 1.5 meters clear in front, which allows the unit to work at its maximum capability.

Please don't put anything on top of the unit, it could compromise the running efficiency or stop working.

Max room sizes for one unit



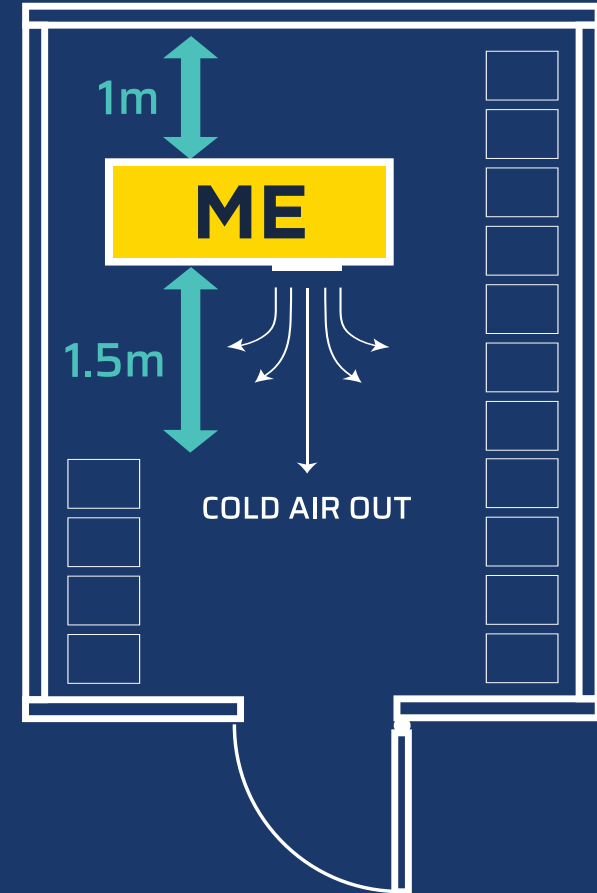
Cellars - up to 70m³

Chillers - up to 50m³

Freezers - up to 20m³

For larger rooms please use 2 or more units

“ PLEASE DON'T PUT ANYTHING ON ME,
YOU MIGHT STOP ME WORKING ”

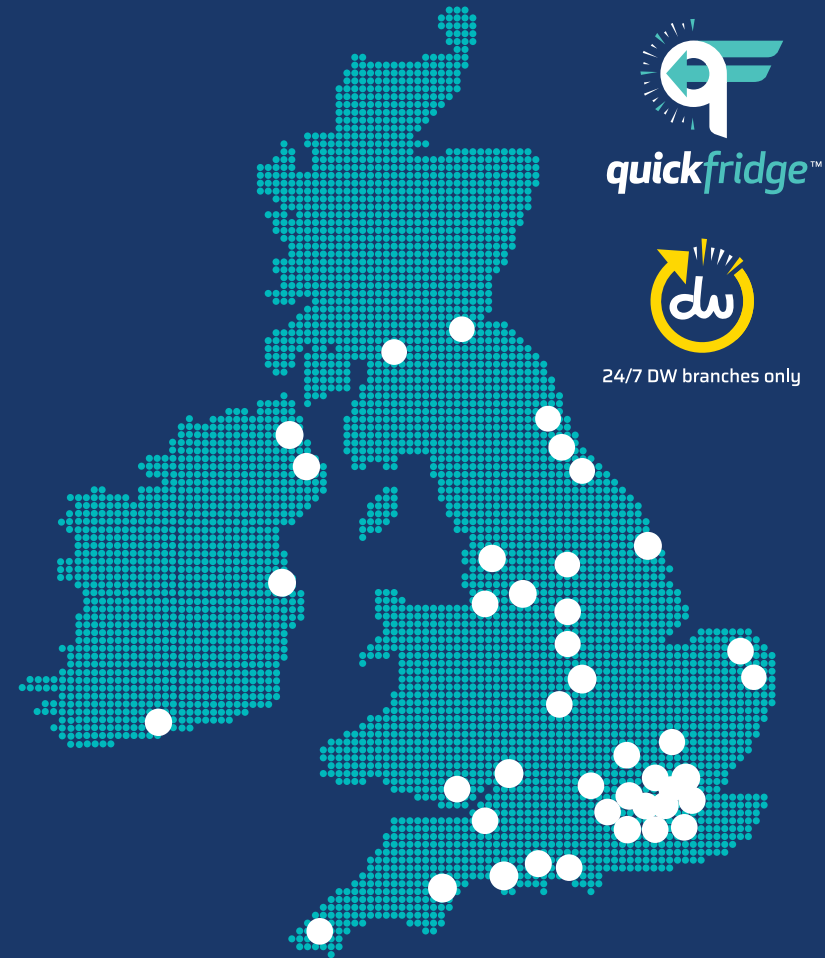


LEAVE
1m BEHIND
AND
1.5m IN FRONT
OF ME

NEVER LOSE STOCK AGAIN

**CONTACT
YOUR LOCAL
'FRIDGE
CONTRACTOR**
for weekly rental cost

For more information or to see how the units work
Visit www.quickfridgecooling.co.uk



STOCK POINTS ACROSS UK & IRELAND

Distributed by

